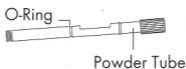
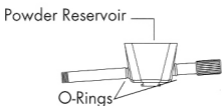


The Lyman E-Zee Flo Universal Powder Trickler is the only fully adjustable powder trickler available. It will work with most electronic or beam scales.

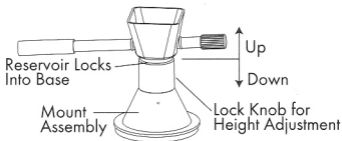
Assembly Instructions:



1) Take off the O-Ring from the Powder tube. Insert the powder feed tube through the reservoir so the open end points down. Slide the O-Ring back onto the powder feed tube and into its groove.



2) The bottom of the reservoir connects to the top of the center post. Use lock knob to adjust height up or down.



3) An extension tube is also supplied which can be screwed onto the powder feed tube to lengthen it.